

EBSCO eBook User Guide

IMPORTANT: As of April 2026, the Thorium Reader software must be installed on the device

EBSCO eBook Research Tools	1
Authentication (via SebinaYou OPAC).....	3
Authentication (via SFX).....	6
Searching for and consulting eBooks (DiscoveryUNIPR).....	9
Downloading and borrowing eBooks	10
Returning an eBook / Loan termination.....	14
Video Tutorial: Downloading EBSCO eBooks via Thorium	15

EBSCO eBook Research Tools

Access to EBSCO eBooks is available from any computer connected to the university network or from home via federated authentication (i.e. by using institutional credentials @unipr.it).

The eBooks available on the EBSCO platform can be searched through:

- [DiscoveryUNIPR](#)
- [OPAC of the Parma Library System \(SebinaYou\)](#)
- [SFX, the University of Parma eBook Catalogue](#)

Authentication (via DiscoveryUNIPR)

To download eBooks, save search results, and create personal folders, users must log in to MyEBSCO.

A) If you are connecting from outside the university network, using any device, you only need to:

- click on the banner at the top of the screen to be redirected to the University of Parma authentication system.



A) If you are connecting from a device within the university network, you only need to:

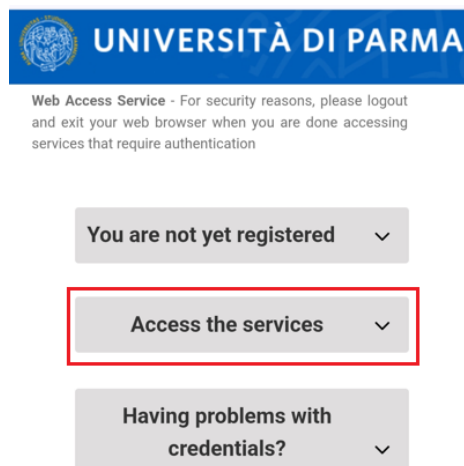
- click on **MyEBSCO** in the top-right corner of the screen
- click on **Sign in to MyEBSCO**



In both cases, you will be redirected to the University of Parma federated authentication page.

From here:


- click on **Access the services**




- Enter your institutional credentials and click on **Enter with unipr user ID**


Access the services

Username

Password
 

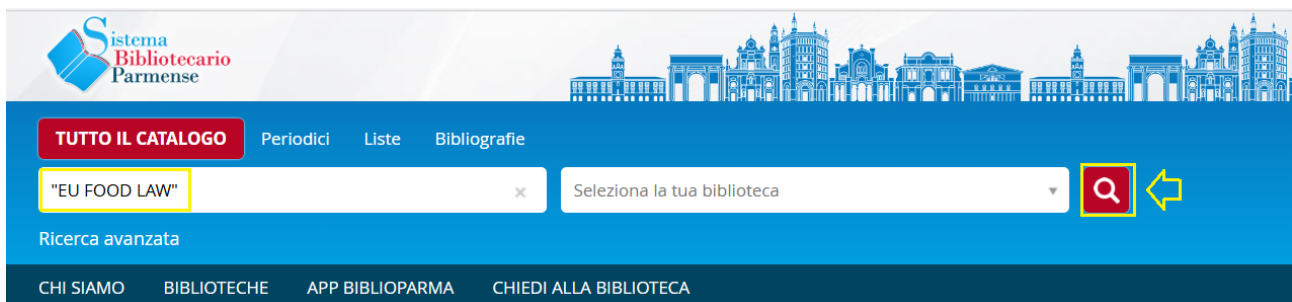
Don't Remember Login



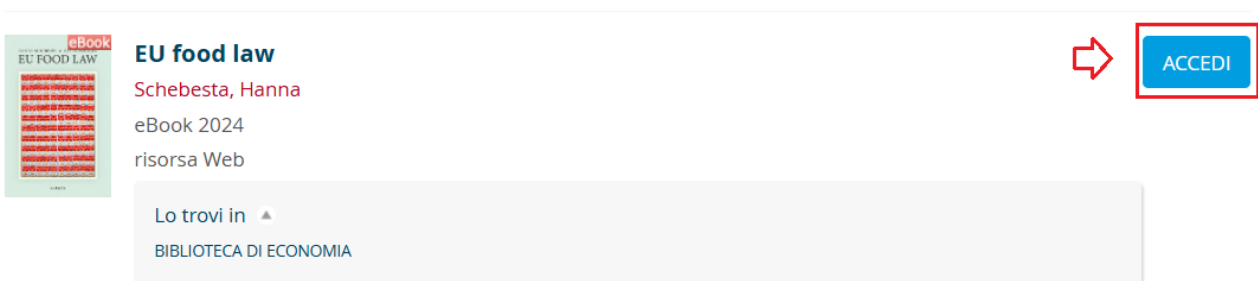
 **Enter with unipr user ID**

Authentication (via SebinaYou OPAC)


- Enter your search terms in the search box
- Click on the magnifying glass icon



- When the eBook appears, click on **Accedi**



- Click on **EBOOK**



EU food law

Schebesta, Hanna

eBook 2024

risorsa Web

Fa parte di

*eBook Collection EBSCOhost

Abstract

Negli ultimi anni, il diritto alimentare ha assunto un ruolo sempre più importante nel discorso politico, con richieste di un sistema alimentare più sostenibile che sfidano lo status quo legale. Una prospettiva legale approfondita è quindi indispensabile per comprendere le complessità del sistema alimentare dell'UE e le richieste politiche di cambiamento. [...]

Accedi

Scheda Commenti

Biblioteca di Economia

Fornitore/Editore: **EBSCO (su piattaforma EBSCOhost)**

Accesso riservato utenti Università di Parma. -Validità permanente. - Copie illimitate disponibili.

eBook: [Clicca qui per accedere \(riservato Università di Parma\)](#)



A) If you are connecting from outside the university network, you will be redirected directly to the University of Parma federated authentication page.

B) If you are connecting from a device within the university network, once you have reached the platform, you only need to:

- click on **MyEBSCO** in the top-right corner of the screen
- click on **Sign in to MyEBSCO**

The screenshot displays the EBSCOhost search results for the eBook 'EU Food Law'. The search bar at the top indicates 'Searching: eBook Collection (EBSCOhost)'. The book details include the title 'EU Food Law', published in 2024, from the EBSCOhost database, by Hanna Schebesta and Kai Purnhagen. There are buttons for 'Access options' and 'Download'. On the right side, a 'MyEBSCO' user interface is overlaid, showing a 'Hello, researcher!' message and a 'Sign in to MyEBSCO' button. The University of Parma logo is visible in the top left corner.

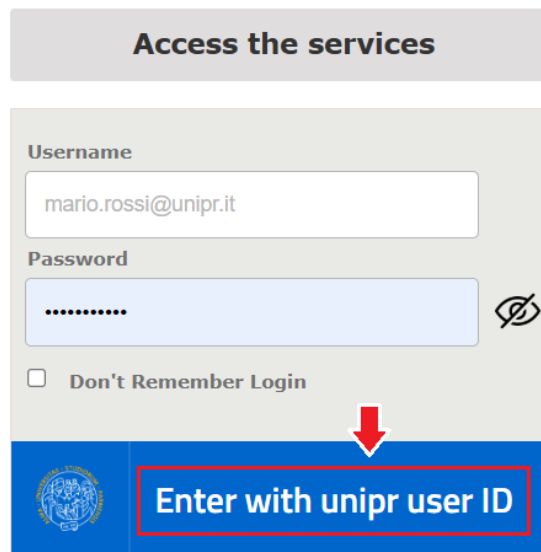
From the University of Parma federated login page:

- Click on **Access the services**



The screenshot shows the top section of the login page. At the top left is the University of Parma logo, followed by the text "UNIVERSITÀ DI PARMA" in a blue banner. Below this is a warning message: "Web Access Service - For security reasons, please logout and exit your web browser when you are done accessing services that require authentication". Underneath are three grey buttons with dropdown arrows: "You are not yet registered", "Access the services" (highlighted with a red box), and "Having problems with credentials?".

- Enter your institutional credentials and click on **Enter with unipr user ID**



The screenshot shows the "Access the services" login form. It has a grey header with the text "Access the services". Below the header are two input fields: "Username" with the value "mario.rossi@unipr.it" and "Password" with masked characters ".....". To the right of the password field is an eye icon for toggling visibility. Below the password field is a checkbox labeled "Don't Remember Login". At the bottom of the form is a blue button with the text "Enter with unipr user ID", which is highlighted with a red box. A red arrow points down to this button from the "Don't Remember Login" checkbox area.

Authentication (via SFX)

- Enter the terms in the search box
- Click the **Search** button
- When the eBook appears, click on the title

UNIVERSITÀ DI PARMA S.F.X JOURNAL SEARCH EBOOK SEARCH FETCH ITEM Language English

eBook Search

Enter title or ISBN
LEGAL ORDER Contains Starts with

Last name First name

Browse by provider

RESET SEARCH

1 Results

The Legal Order [3-319-78857-4]
Frändberg
Full text disponibile presso EBSCOhost Ebooks

- When the services menu is displayed, click the **GO button next to EBSCOhost eBooks**

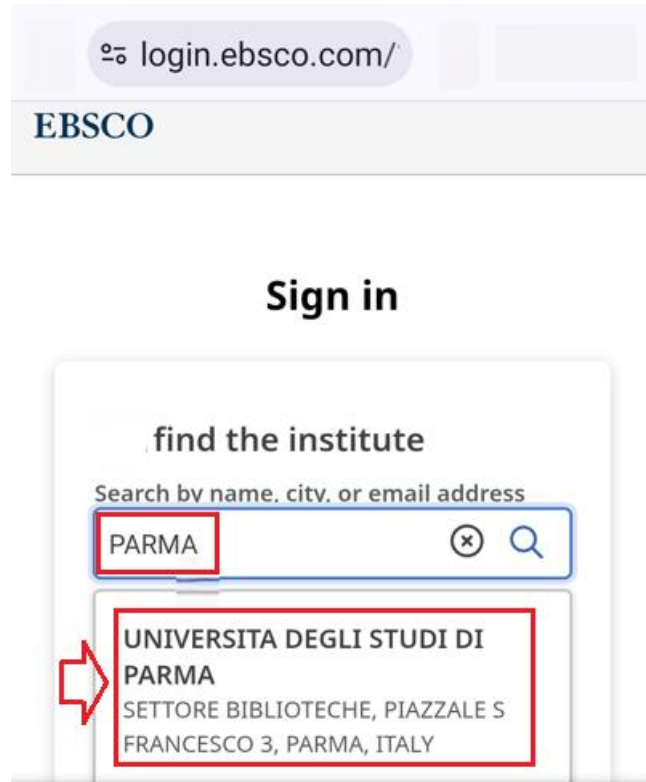
UNIVERSITÀ DI PARMA S.F.X SERVIZI DISPONIBILI PER IL DOCUMENTO RICHIESTO

Source: EU Food Law [0-19-884485-9; 0-19-890157-7]
yr:2024

Versione elettronica
Full text EBSCOhost Ebooks **Go** ↩

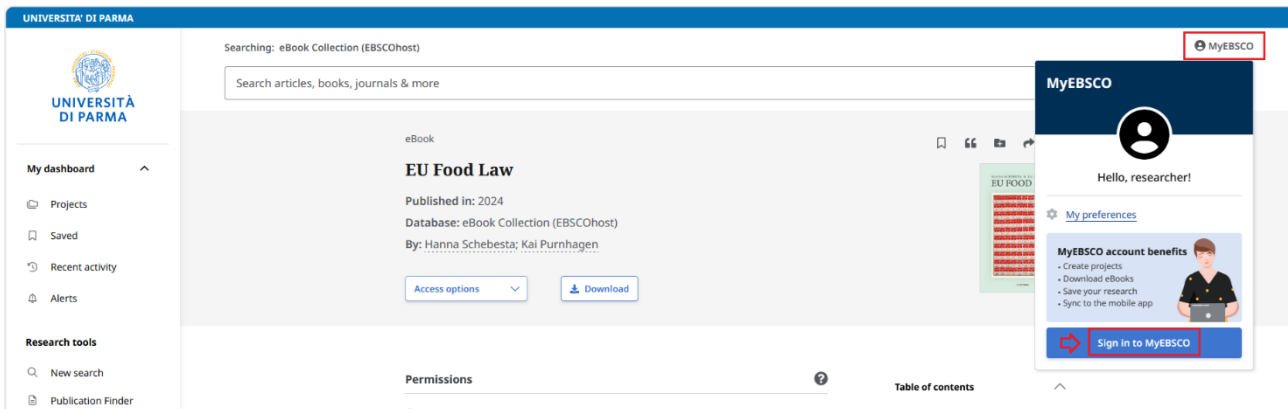
A) If accessing from outside the university network, from any device simply:

- Enter Parma in the **Search by name, city, or email address** field
- Select **Università degli Studi di Parma**



B) If you are connecting from a device within the university network, once you have reached the platform, you only need to:

- click on **MyEBSCO** in the top-right corner of the screen
- click on **Sign in to MyEBSCO**



In both cases, you will be taken back to the University of Parma federated authentication page

From the University of Parma federated login page:

- Click on **Access the services**



UNIVERSITÀ DI PARMA

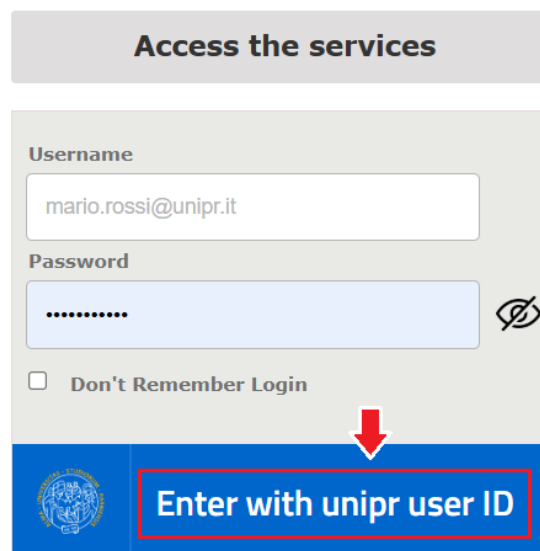
Web Access Service - For security reasons, please logout and exit your web browser when you are done accessing services that require authentication

You are not yet registered

Access the services

Having problems with credentials?

- Enter your institutional credentials and click on **Enter with unipr user ID**



Access the services

Username

mario.rossi@unipr.it

Password

.....

Don't Remember Login

Enter with unipr user ID

Searching for and consulting eBooks (DiscoveryUNIPR)

- Enter the search terms in the search box
- Click the magnifying glass icon
- When the **PUBLICATION** panel appears, click the title or **About this publication**

The screenshot shows the DiscoveryUNIPR search interface. On the left is a navigation sidebar with the University of Parma logo and 'DiscoveryUNIPR' text. Below the logo are sections for 'My dashboard' (Projects, Saved, Recent activity, Alerts) and 'Research tools' (New search, Concept map, Servizi, Help, Publications authority). The main search area has a search box containing 'EU Food Law' with a magnifying glass icon to its right. Below the search box are filters: 'All filters (0)', 'Full Text', 'Scholarly (Peer Reviewed) Journals', 'All dates', and 'Source type'. There is also a 'Natural language search' toggle and a link 'How does it work?'. The results section shows 'Results: 877,675' and options for 'Show: 10' and 'Relevance'. A '0 selected' status is shown. A 'PUBLICATION' card is displayed for 'EU Food Law', a book. The card includes the title, subjects, comparative law, and ISBNs. A red box highlights the 'About this publication' link at the bottom of the card. Another red box highlights the search box and magnifying glass icon.

- When this screen is displayed, click **Full text access**, then select **EBSCO eBooks**

This screenshot shows the same search results as the previous one, but with the 'Full text access' dropdown menu open for the 'EU Food Law' publication. The dropdown menu shows 'Full text access' and 'EBSCO eBooks'. A red box highlights the 'Full text access' dropdown, and another red box highlights the 'EBSCO eBooks' option. The search box and magnifying glass icon are also highlighted with a red box. The publication card details are visible, including the title, subjects, comparative law, and ISBNs.

- The volume record opens with bibliographic information, the abstract, a button to view the full text in PDF (or EPUB), the download button, and accessibility details

The screenshot shows the EBSCOhost interface for the eBook 'EU Food Law'. The left sidebar includes the University of Parma logo and navigation menus for 'My dashboard' and 'Research tools'. The main content area displays the book title, publication year (2024), database (eBook Collection (EBSCOhost)), and authors (Hanna Schebesta; Kai Purnhagen). A 'Download' button is highlighted, with a dropdown menu showing options for 'PDF full text', 'EPUB full text', and 'SFX@UNIPR'. A 'Table of contents' link is visible on the right.

Downloading and borrowing eBooks

Clicking the **Download button** opens the following screen. In the **Full eBook** section, you can:

- Choose the loan duration (**1 to 7 days**)
- Select the format (PDF or EPUB, if available)
- Copy the Thorium Reader passphrase

The 'Download' dialog box shows options for borrowing the eBook. The 'Full eBook' option is selected. The loan duration is set to '1 day'. The format 'PDF (Recommended for desktop)' is selected. A Thorium Reader passphrase is displayed and copied.

Download [X]

eBook
EU Food Law
Hanna Schebesta; Kai Purnhagen
2024

Chapters only **Full eBook** Metadata only

Borrow for:
1 day

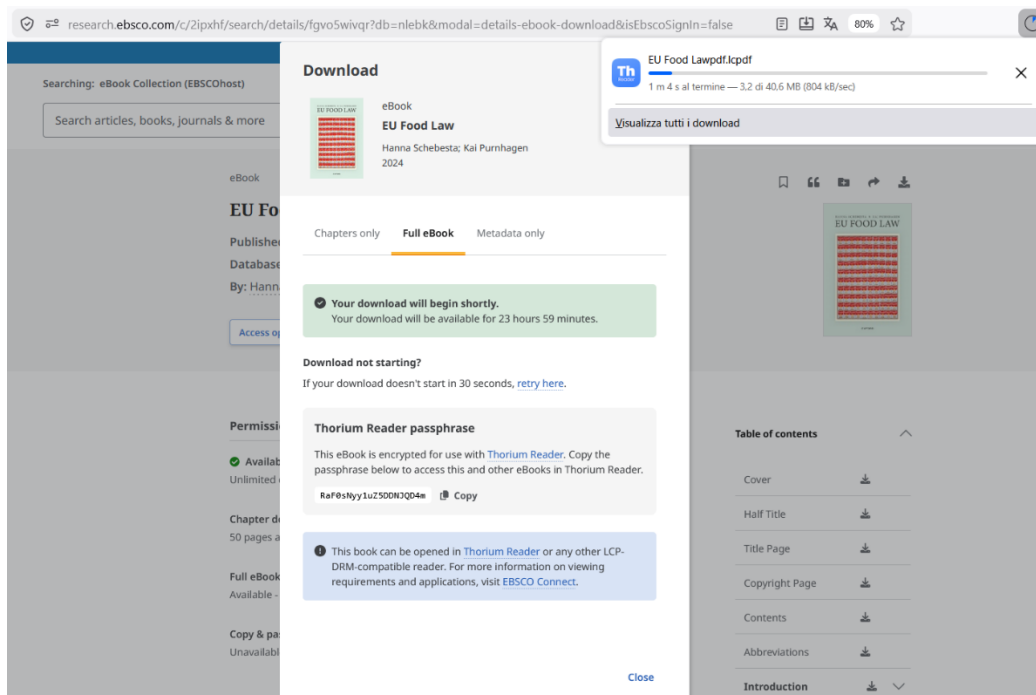
Select a format
 PDF (Recommended for desktop)
 EPUB (Recommended for mobile devices)

Thorium Reader passphrase
 Your previous passphrase can be used for this book. If you don't remember it, you may still be able to open the book if you're using the device where you originally downloaded your eBooks. Otherwise, you can generate a new passphrase.

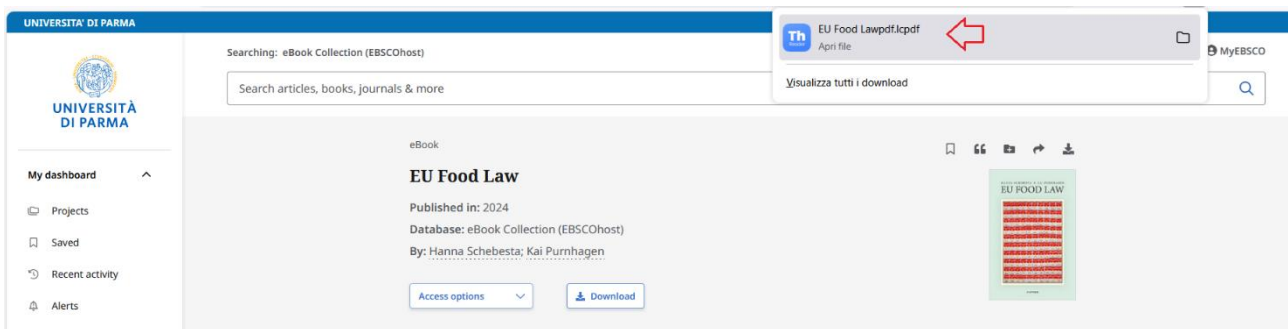
RaF0sNyy1uZ5DDN3QD4m [Copy]

Cancel **Download**

- After clicking the blue **Download** button, the following screen is displayed



- After the download is complete, click the downloaded file to open Thorium Reader and enter the previously copied passphrase on the screen displayed



- Once the passphrase has been entered, click **Open**

This publication needs an LCP passphrase to be opened

Hint: Passphrase generated by EBSCO. Click the link below for information on generating a new passphrase. Otherwise, click "Open."

Passphrase

i No stored passphrase fits the publication, or the entered passphrase is wrong.

[Forgot your passphrase? Click here to get support.](#)

[▶ What is LCP?](#)



- The volume will appear in your library, showing the loan status, loan duration, and file format


View mode

Grid

Table

[+ Import publication](#)

All publications

Search (1)		Number of pages							
<input type="text" value="Search"/>	<input type="button" value="🔍"/>	<input type="text" value="1 / 1"/>	<input type="button" value="↔"/>						
🔍	Title	Author	Progression	Loan (remaining time)	Language	Tags	Format	Last Read	Publisher
	EU Food Law		In Progress	23:57:36			PDF	Apr 26, 2026, 4:00 PM	

- Click the book cover to browse the volume, use the available tools (e.g. printing, searching within the publication, bookmarking, navigation, display settings, and zoom), or return to your library



If you download another eBook during the same search session, you may reuse the same passphrase or generate a new one

Download

eBook
Legal English
Haigh, Rupert
2009

Chapters only **Full eBook** Metadata only

Borrow for:
1 day

Select a format
 PDF (Recommended for desktop)
 EPUB (Recommended for mobile devices)

Thorium Reader passphrase

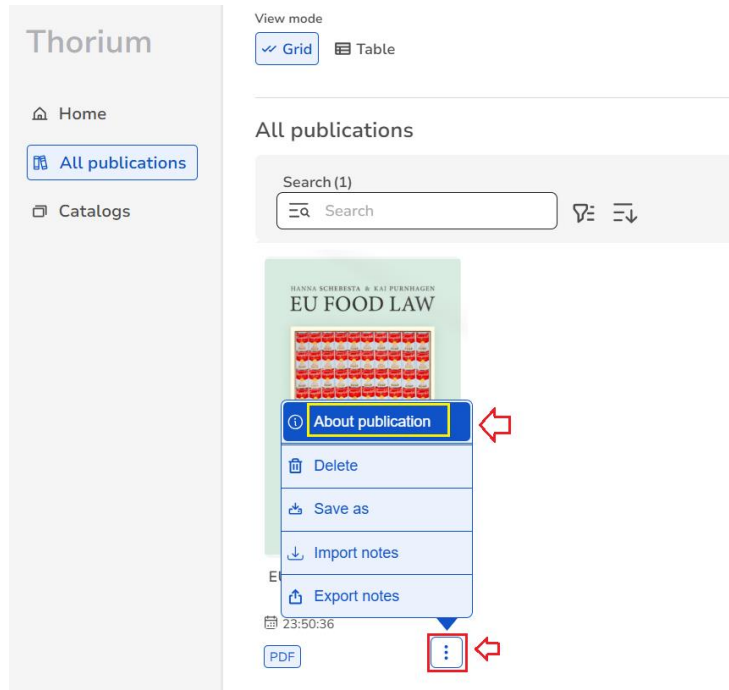
Your previous passphrase can be used for this book. If you don't remember it, you may still be able to open the book if you're using the device where you originally downloaded your eBooks. Otherwise, you can generate a new passphrase.

[Generate new passphrase](#)

Returning an eBook / Loan termination

To return an eBook directly from Thorium Reader, from the **Home** screen:

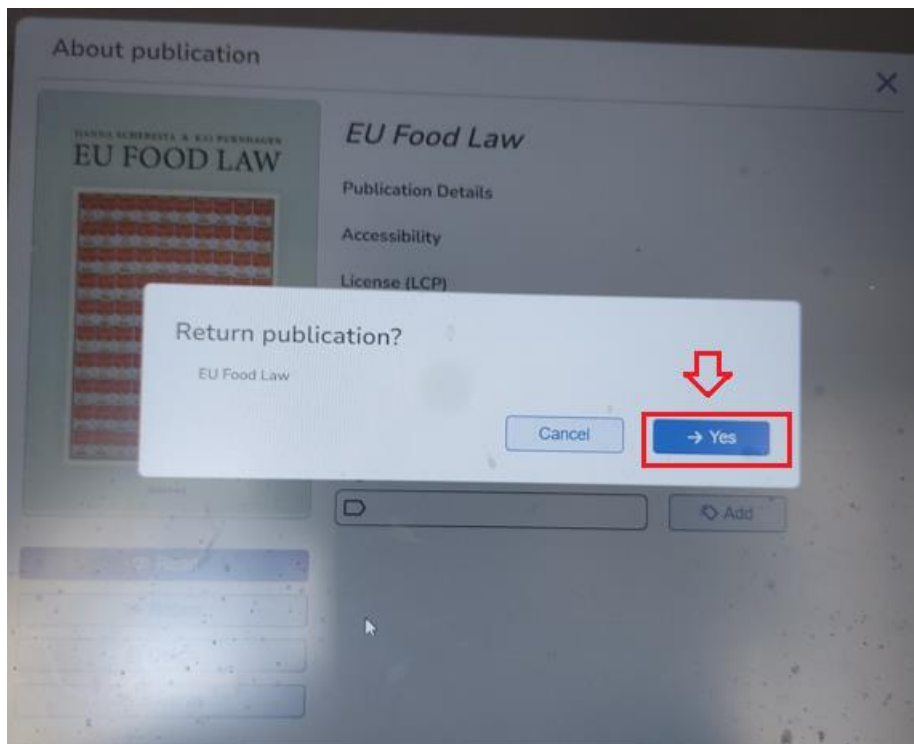
- Click the three dots under the eBook cover
- Select Information **About publication**



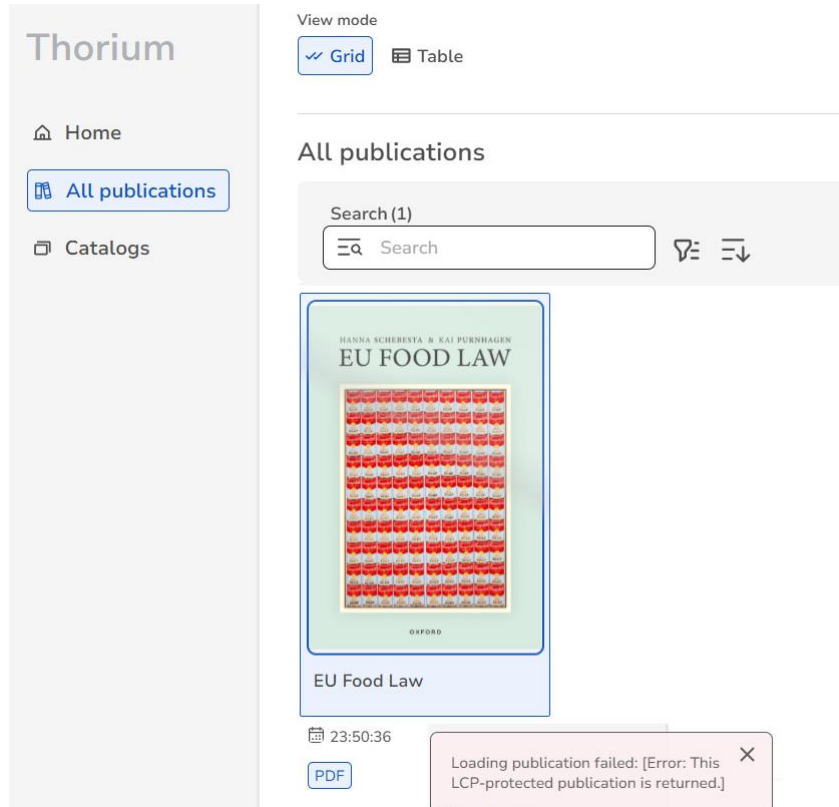
- Click on **Return**



- When the following message is displayed, click **YES**



- The eBook will remain in the Thorium library but will no longer be readable, as it will be marked as returned



[Video Tutorial: Downloading EBSCO eBooks via Thorium](#)